

Book Trailer Blazer Activity Pack

World Book Day 2021

A ReadMaster Free Resource
from The Author's Voice




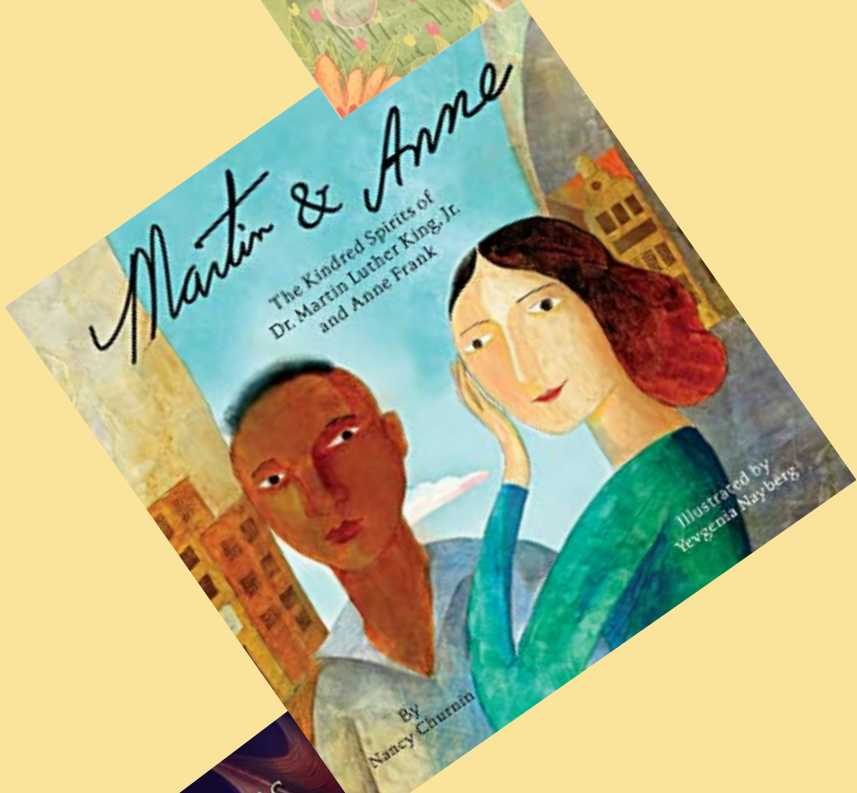


ReadMaster



The Systematic Comprehension
Teaching Platform

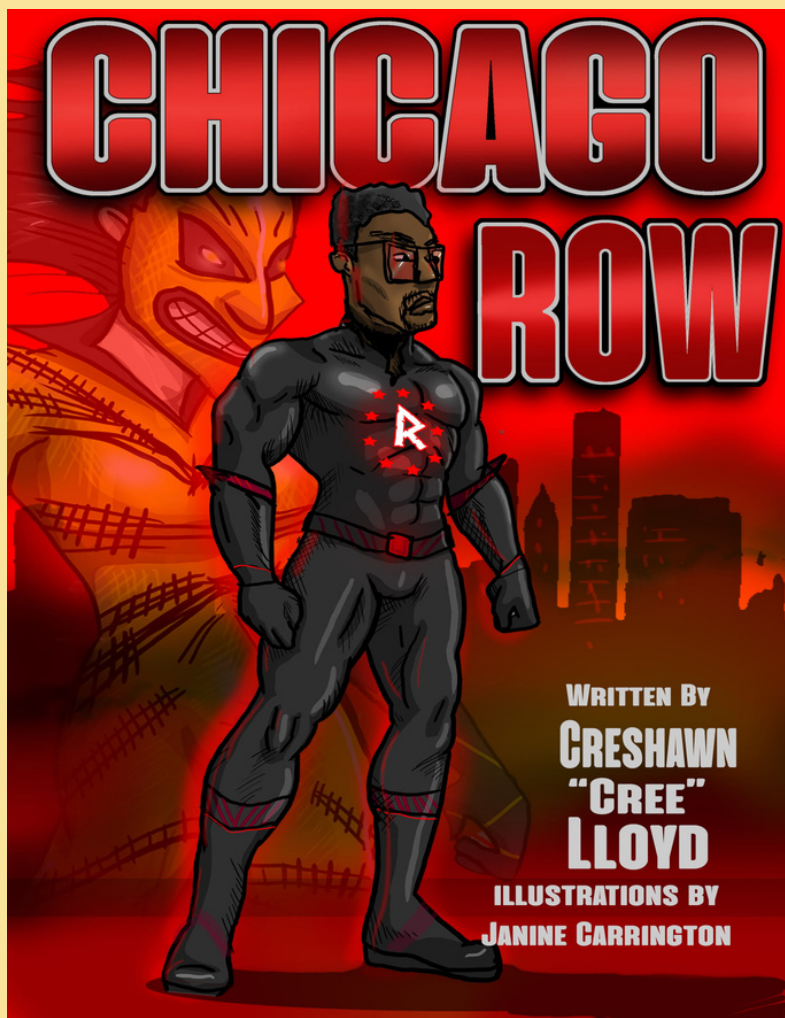
Match Attack

DRAW LINES TO MATCH THE AUTHOR'S PICTURES TO THE RIGHT BOOK COVER!



Super Logo!



DESIGN YOUR OWN SUPERHERO LOGO!



Predict!

CREATE YOUR COMIC!

What do you think happens next after the scene from the book trailer?





Wiggly Word Search



Find Bandit's Favourite Things

R	E	N	W	O	T	O	A	L	C	R	N	L	E
O	B	Z	F	A	M	I	L	I	A	R	E	W	T
C	I	T	I	Z	E	N	O	C	R	E	S	A	A
N	O	V	F	T	E	M	R	A	R	E	P	U	C
B	T	E	Z	R	T	T	T	R	I	D	O	T	O
B	I	T	T	E	O	E	E	P	E	I	T	O	L
C	D	E	L	R	O	K	P	E	R	R	T	M	E
D	N	R	E	Y	F	S	S	T	E	U	B	B	R
A	A	I	V	N	E	A	E	M	N	U	O	I	P
N	B	N	A	N	L	B	N	A	E	R	W	L	I
D	P	A	R	U	I	O	H	T	R	L	L	E	N
E	T	R	T	S	N	R	T	O	F	O	L	M	T
R	D	Y	D	E	E	R	P	O	M	I	T	I	A
N	R	O	M	O	U	S	E	N	Y	E	A	L	C

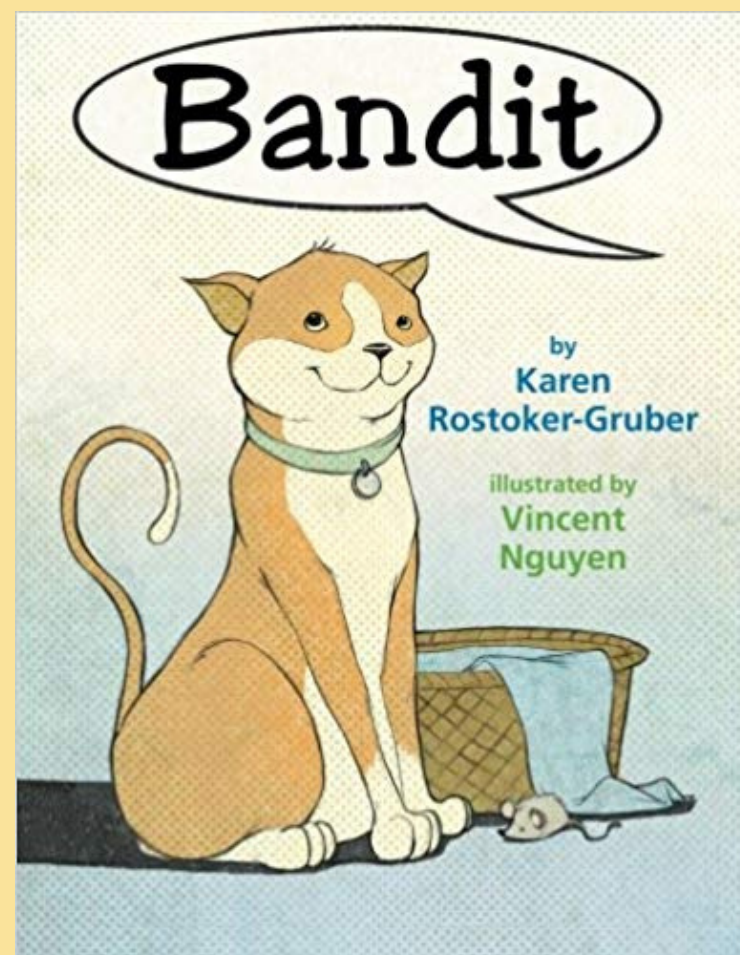

- RELOCATE
- FAMILIAR
- CARRIER
- BASKET
- SUNNY
- DANDER
- AUTOMOBILE
- MOUSE
- OWNER
- VETERINARY
- SMELL
- HOME
- BANDIT
- PETROL
- TRAVEL
- CITIZEN
- BOWL
- CATNIP
- SPOT
- FELINE
- TUNA
- TOY
- CARPET
- RIDE



Sketch your favourite pet...


Bookmark Bonus!

CREATE YOUR BANDIT BOOKMARKS



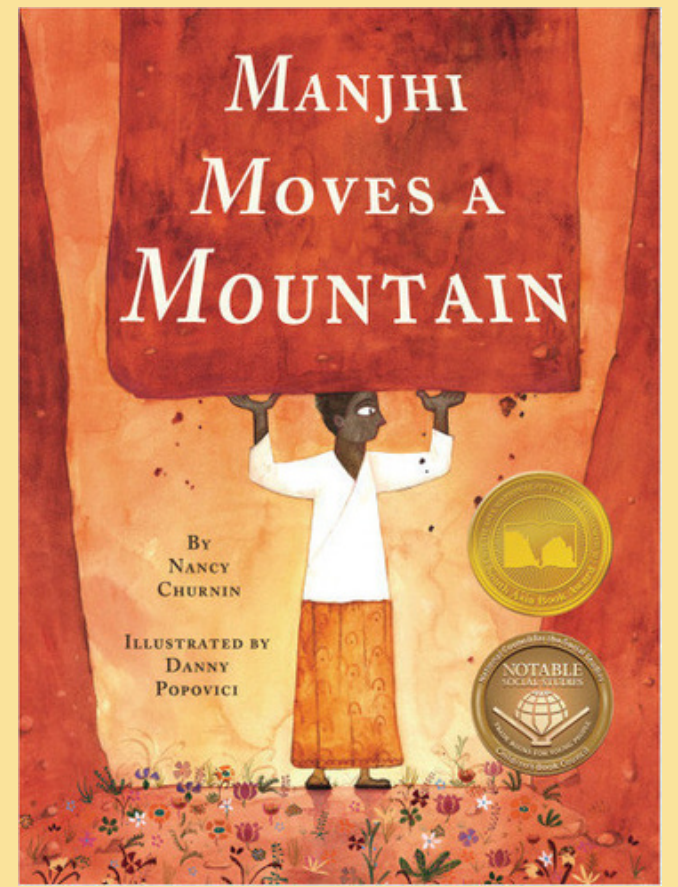
For more activities from KRG Entertainment, LLC
Karen Rostoker-Gruber go to:
www.karenrostoker-gruber.com

Scissors • Hole Punch • Ribbons • Crayons
Enjoy!



Heroes Around The Globe!

FOR MORE ACTIVITIES GO TO
WWW.NANCYCHURNIN.COM



Watch a movie about
the real Dashrath
Manjhi - The Man Who
Broke A Mountain...

Click [HERE](#)

Discussion time!

PROBLEM SOLVING

Here are some great thinking questions
from nancychurnin.com



- 1) Why does Manjhi think the mountain needs to be moved?
 - a. How is it a problem or obstacle for him and the people in his village?
 - b. What possible solutions are there to the problem?
 - c. What would you have chosen to do?
 - d. Why does Manjhi choose such a difficult way to "move" the mountain?
 - e. Do you agree with his choice? Why or why not?

- 2) What kind of mountains do you see creating obstacles in your life?
 - a. What are the ways you could get rid of these obstacles?
 - b. Make a list of changes you'd like to see made, both short-term and long-term. Pick one to be the Mountain and discuss ways you can make a difference and move your mountain.


<input type="radio"/>	<input type="text"/>
<input type="radio"/>	<input type="text"/>
<input type="radio"/>	<input type="text"/>
<input type="radio"/>	<input type="text"/>

Shade the circle on your list that is your own personal 'Mountain' and share with your reading partner how you can make a difference to move it!

Hydra-Challenger!




CHOOSE YOUR HYDRA HEADS & CUT THESE OUT!





Hydra-Challenger!




COLOUR & CUT OUT YOUR WINGS!





Hydra-Challenger!

STICK THE HEADS & WINGS ONTO THE HYDRA'S BODY


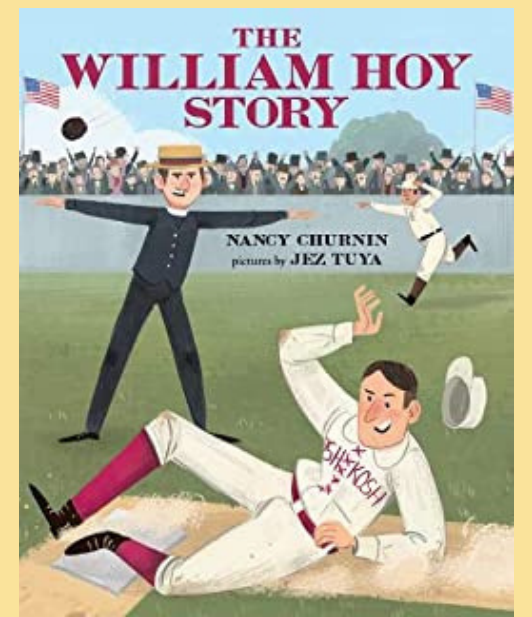


Name your Hydra Dragon and write a paragraph describing your mythical creature. Imagine you were writing your own myth!

A large white rectangular area with a black border, intended for writing a paragraph. A small white tab is attached to the top left corner.




Historical Greatness!

RESEARCH BRITISH SIGN LANGUAGE




What special challenge did you learn that William Hoy overcame?

CIRCLE THE RIGHT WORD

	girl me boy you who?
	who? girl boy you me
	girl boy who? me you
	you me girl boy who?
	girl you me who? boy

We've Come A Long Way!



Let's Compare History!

RESEARCH




Think about these questions from nanchurnin.com.

Find out about women in Britain in 1865 and compare this to women in America at the same time. Complete the list below for both histories!



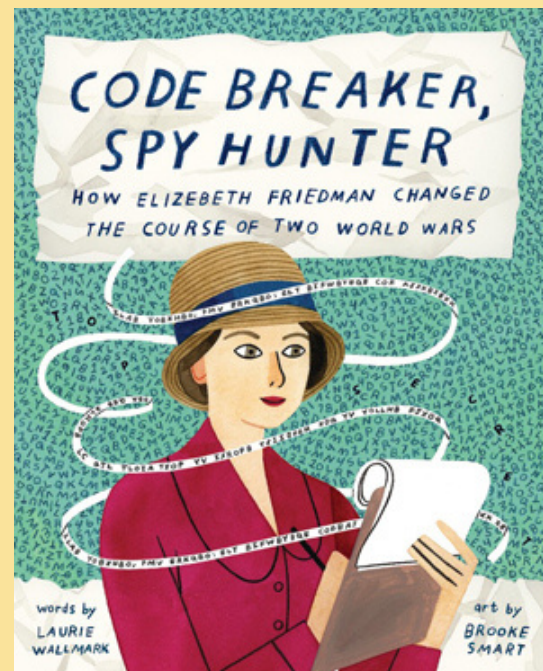
In 1865 women couldn't become doctors or lawyers because medical schools and law schools were just for men, but why couldn't women own businesses? Could women own land in 1865? Is a business considered land? Is selling vegetables and sewing and washing considered a business, or does a business include a building?

Make a list of what you believe a woman might be able to do in 1865 if she were creative.



Cracking Code Master!

HERE IS A PEAK AT SOME CRYPTOGRAPHIC FUN FROM THE BOOK ITSELF! CAN YOU CRACK IT?



CRACK THE CODE!

OBXAFKD XKA TOFQFKD PBZOBQ JBPPXDBP FP
BXPV LKZB VLR EXSB ZOZXHBA QEB ZLAB.

Do you want to be a code breaker like Elizebeth? Here's your chance. Above is a secret message coded using a Caesar cipher. Follow these steps and crack the code:

1. Write the letters of the alphabet, A to Z, at the top of a blank sheet of paper.
2. Carefully copy the letters of the secret message written below onto the paper. Make sure you leave room beneath the letters to write.
3. Look through the secret message and figure out which letter occurs the most times. Circle that letter wherever it appears in the message. Since the most common letter in the English language is *E*, that letter probably decodes to an *E*.
4. We have to start somewhere, so let's guess that it does code to an *E*. Write *E* below each circled letter in the secret message.
5. Next, figure out the number of letters the cipher shifts between the coded message and the plaintext. To do this, find your circled letter on the alphabet at the top of the page. Count the number of letters you have to go to the right to get to the letter *E*.
6. For each letter in the secret message, count the same number of letters to the right on the alphabet to find the decoded letter. Write the new letter below the coded one in the secret message.
7. If your counting takes you past Z, go back to A and keep counting.
8. Did you crack the code? Congratulations! Now try writing your own secret message using a Caesar cipher.

Solution:
READING AND WRITING SECRET MESSAGES IS
EASY ONCE YOU HAVE CRACKED THE CODE.



Write your own secret message...



Big Events!

FOR MORE ACTIVITIES VISIT
WWW.NANCYCHURNIN.COM



History

A Timeline of Charlotte and her Legacy

May 19, 1744: Princess Charlotte of Mecklenburg-Strelitz is born in Mirow, Germany.

September 8, 1761: Marries King George III (born June 4, 1738, crowned October 25, 1760).

July 4, 1776: American colonies declare independence from Great Britain.

December 25, 1800: Queen Charlotte brings the first Christmas tree to Windsor Castle.

1809: Queen Charlotte becomes patron to Queen Charlotte's Maternity Hospital.

November 17, 1818: Queen Charlotte dies at Kew Palace. She is buried in St. George's Chapel in Windsor Castle, where the Duke and Duchess of Sussex, Prince Harry and Meghan Markle, were wed on Queen Charlotte's birthday, May 19, 2018. Windsor Castle is where Queen Charlotte introduced the first Christmas tree 18 years earlier.

After Queen Charlotte's Death:

May 24, 1819: Princess Victoria (daughter of Prince Edward, son of Queen Charlotte and King George III) is born.

January 29, 1820: King George III dies, King George IV (son of Queen Charlotte and King George III) becomes king.

June 26, 1830: King George IV dies, King William IV (son of Queen Charlotte and King George III) becomes king.

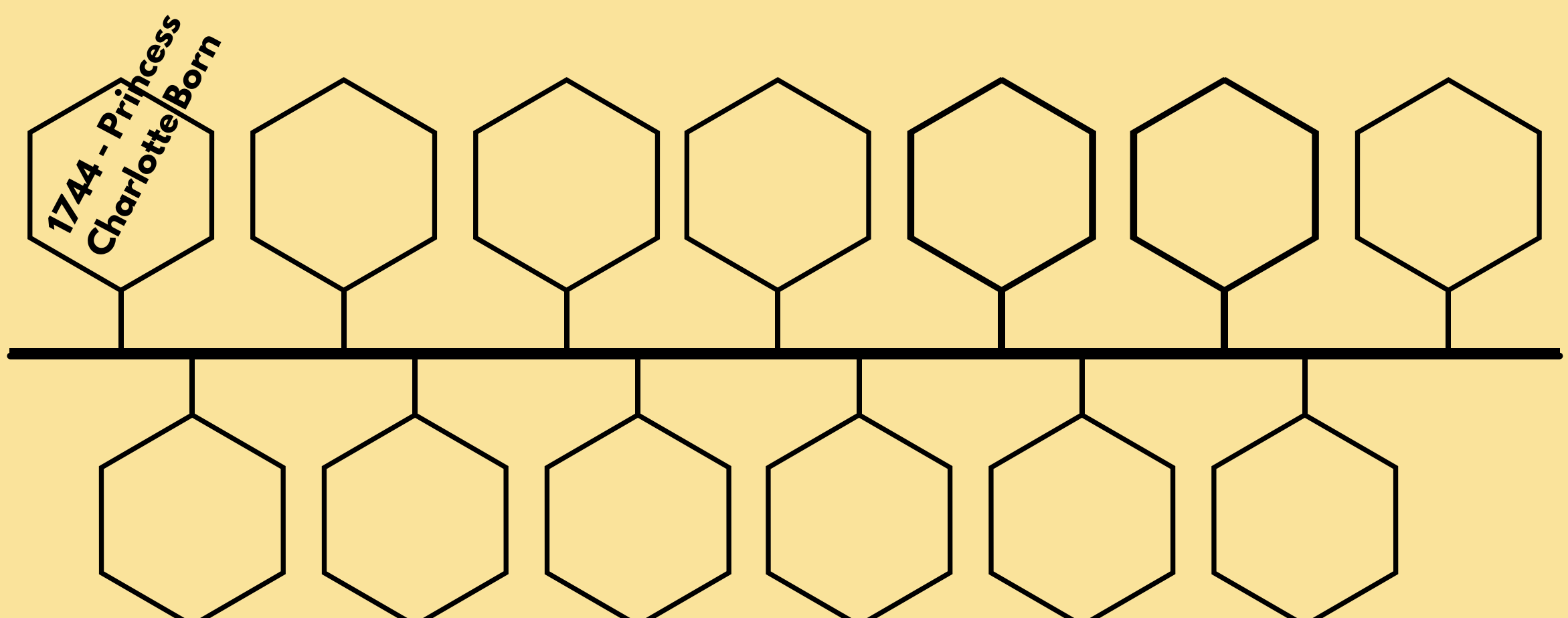
June 20, 1837: King William IV dies, Queen Victoria becomes queen.

December 25, 1848: The cover of *The Illustrated London News* shows Queen Victoria's family celebrating around their Christmas tree. Christmas trees become popular in England.

December 25, 1850: *Godey's Lady's Book* copies the cover of *The Illustrated London News* for American readers. Christmas trees become popular in America.

 www.albertwhitman.com

Using the fact sheet above from www.nancychurnin.com, create your own timeline below by summarising the key facts. (The first one is done for you)





Quotastic!




CHOOSE A QUOTE FROM THE BOOK TRAILER THAT HAD THE MOST MEANING TO YOU. COPY IT BELOW AND DECORATE IT FOR YOUR CLASSROOM OR JUST FOR YOU!




A large, empty white rectangular area with rounded corners and a thick black border, intended for copying and pasting a quote.

A hand-drawn black box with a jagged, sketchy border. Inside the box, the text "Add the name of who said it here..." is written in a simple, black font.




Move Over!

ENJOY THIS FUN COLOURING ACTIVITY
FROM KAREN ROSTOKER-GRUBER!



Draw tons of animals and people in and around this house.

How many animals and people would make this house feel too crowded for you?



Illustrations copyright © 2020 by Albert Whitman & Company



Art with Heart!

CHECK OUT THIS ACTIVITY FROM
WWW.NANCYCHURNIN.COM & MAKE A
DIFFERENCE!



Make your own piece of public art for your school community!

1. Choose a space within the school that could use some brightening or some inspiration.
2. Brainstorm a mural or other piece of temporary art called "Love is Stronger Than Hate. Kindness Can Heal the World" that can be created in this space.
3. Brainstorm how this mural can build community.
4. Involve as many people as possible in the creation.

Do you have any hopes and dreams that you want to accomplish? Be sure to include these in the mural.

Design your mural below:





Gruesome Gourmet!

QUEASY CULINARY FUN FROM IRENE EDWARDS



"Mmmmm! Look at this dreadful menu those witches have given to us today. *We can't eat this food.*"

And Izzy read the menu out loud...

One cup of Brainy, murky-dirty drain-water

Two cups of sweet and sour pimples

One handful of Nettle stings

One skull of curdled Whale Oil

A cordial of toad's spit."

The Purple Wizards gasped.

Main meal

May Apples, rotted, with spines of Hawthorn spikes, and plops of bats pats on Ant-Nest Cakes."

Dessert

Jellied Sheep's Tails

Weepy eyeballs

Snake and wasp sting bites."

"Yuk!"

Activity

Have fun writing a witch's menu.

Make it yucky... but full of good and descriptive words.

Use a dictionary to help you.



Visit cgofwales.co.uk
for more magical fun
for the Magic Islands
Series



Fancy some more?



CLICK ON EACH BOOK FOR LINKS TO READ ALOUDS FROM THE AUTHORS THEMSELVES!



OR - Ask your teacher to

...

